



from



## Creating a User Account in Learn360

1. Go to [www.learn360.com](http://www.learn360.com)
2. Click the New Users tab in the upper right corner



3. Enter the Pass Key provided to you and click the orange Submit button



4. Fill in the blanks to create your account

### User Registration

User Name:

First Name:

Last Name:

Title:

E-mail:

Location: Lane ESD

Password:

Confirm Password:

**\*\*Make a note of your User Name and Password for future use.**

Please select your preferred grades and subject areas (optional) so Learn360 can use this information to improve your service

Grades:  Grade Pre K  Grade K  Grade 1

Subjects:  Arts  .....Dance

5. Click the blue **REGISTER** button at the bottom of the screen

Note: If your username is already in use, you will be returned to the User Registration page and be prompted to create a different User Name.

6. The next time you want to log in, go to [www.learn360.com](http://www.learn360.com) and enter your User Name and Password in the box at the top right corner of the page



If you have questions or need more information, please contact Kate Weber at Lane ESD. [kweber@lesd.k12.or.us](mailto:kweber@lesd.k12.or.us) or 541-461-8292



## Choosing the format you media will stream or download in

Choose QuickTime if using an Apple product  
Choose Windows Media Player if using a PC

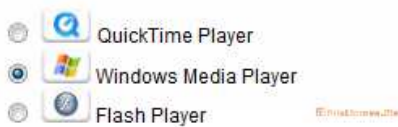
1. To choose which you'd prefer to use, click on "My Preferences" in the top right corner.



2. Click on the "Media" tab.  
My Preferences



3. Choose your Media Player  
My Preferred Media Player: ⓘ



4. Click the "Save Information" button at the bottom of the screen.

Note: You can choose this option for an individual Learn360 session once you've clicked on a video by clicking the "Switch to ..." buttons to the right of the video.

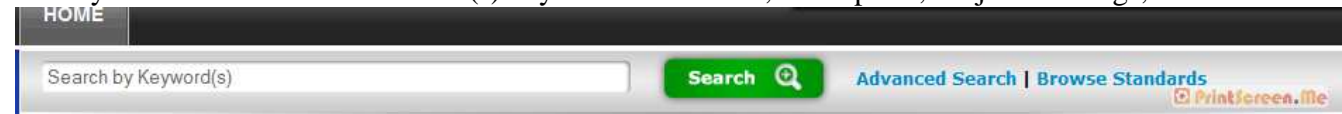
### Signing Time Classroom Edition - Unit 4: Feelings



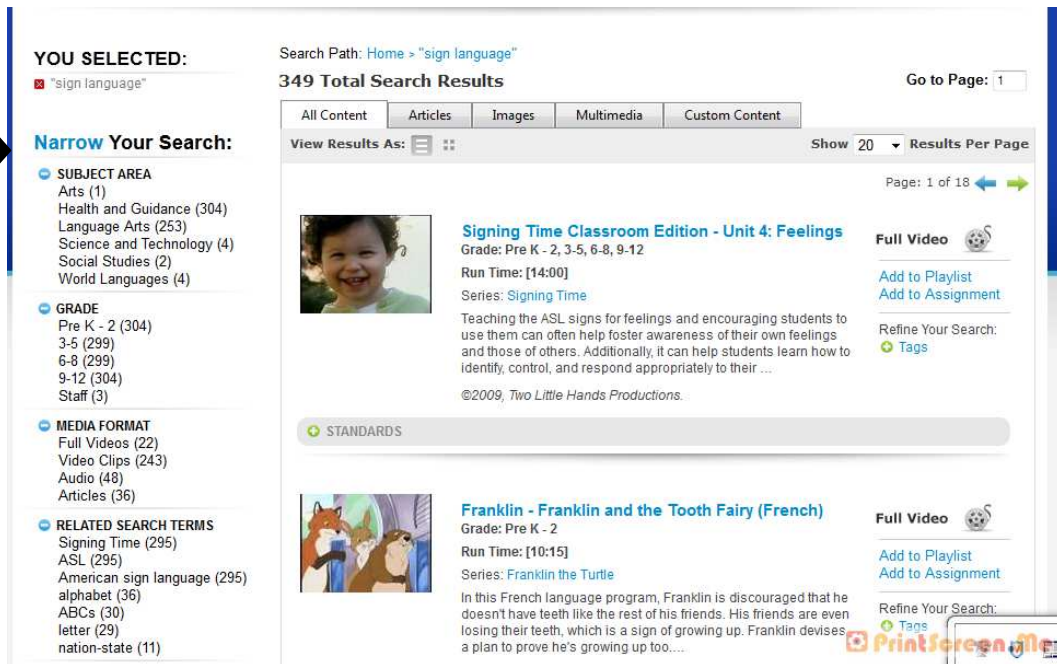
If you have questions or need more information, please contact Kate Weber at Lane ESD.  
[kweber@lesd.k12.or.us](mailto:kweber@lesd.k12.or.us) or 541-461-8292

## Some Search Strategies for Learn 360

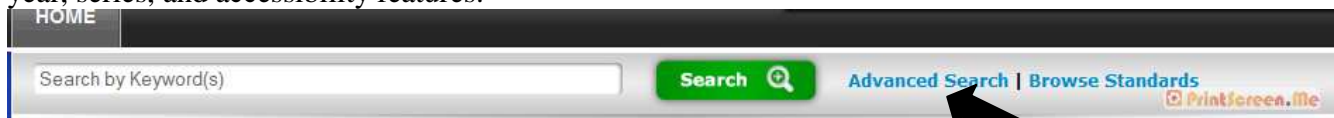
A. Keyword – searches for the word(s) anywhere in the title, description, subject headings, etc.



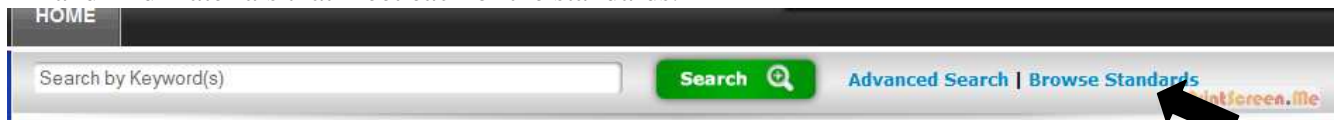
Narrow your search using the links down the left side of the page



B. Clicking on “Advanced Search” allows you to choose several search parameters at once, including copyright year, series, and accessibility features.



C. Browsing Standards allows you to drill down into Oregon State Standards, CCSS, or 21<sup>st</sup> Century Standards and find materials that meet each of the standards.



If you have questions or need more information, please contact Kate Weber at Lane ESD.  
[kweber@lesd.k12.or.us](mailto:kweber@lesd.k12.or.us) or 541-461-8292

## Playing and saving media in Learn 360

Streaming = accessing the material in real time over the internet from the Learn360 site

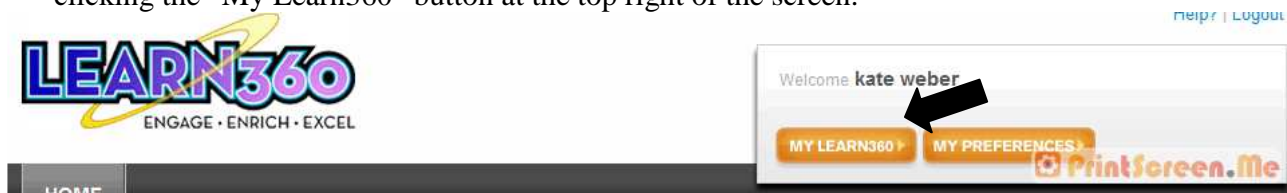
Downloading = storing the material on your computer

**We highly suggest downloading materials that you want to use in instruction.** Streaming takes up a lot of bandwidth and has the capability to slow down and even crash a system. Downloading ensures it will be available when you need it, without freezing, buffering, etc.

- A. When you click on a title, it will begin to stream immediately. Click the pause button to pause the stream then click the “Download” button below the video.



- B. You can also save a video to your favorites and to a playlist. All content saved this way is accessible by clicking the “My Learn360” button at the top right of the screen.



Note: The first time you try to access “My Learn360”, you’ll have to provide grade level and subject area preferences before it will allow you to see your favorites and playlists.

- C. Copy the link to the video. When pasted into a browser’s address bar, it will allow you (or anyone else with a Learn360 account) to directly access the video. If you’re not currently logged in when pasting the link, you’ll be asked to login.



If you have questions or need more information, please contact Kate Weber at Lane ESD.  
[kweber@lesd.k12.or.us](mailto:kweber@lesd.k12.or.us) or 541-461-8292